



CONTENTS

CEILING MOUNT SHOWER HEAD SERIES

04-14

LUXURY SHOWER SERIES

15-26

LUXURY STAINLESS STEEL SHOWER HEAD



27-52

BRASS SHOWER SERIES

53-76

ACCESSORIES SERIES

77-110



COLOR.

The special LED shower bring a color life for you, the spout looks sparkling and clear, bathroom become a dream world.

LUXURY STAINLESS STEEL SHOWER HEAD



GREAT NOBILITY SERIES



Available colour




SSS123
300X200X7
12" Stainless steel shower head



AVAILABLE NIPPLE Patent licence:CN3033967095
Material:Stainless steel
Maximum sway angle:19°
Available function:Air function



F



SSR123
300X200X7
12" Stainless steel shower head



AVAILABLE NIPPLE Patent licence:CN3033967095
Material:Stainless steel
Maximum sway angle:19°
Available function:Air function



F

LUXURY SHOWER SERIES



You should not be afraid of cold weather in the winter in the bathroom, because it can help you shower and wash your hair in the same time.

LUXURY SHOWER SERIES

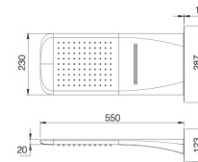
- Available colour
- Chrome
 - Brushed
 - Brushed gold
 - Paint white
 - Brushed gun metal
 - Matt black



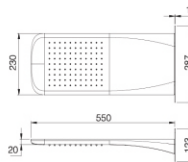
Can choose stainless steel 304 material

BSZ223

550X230X55
2.2" Brass shower head

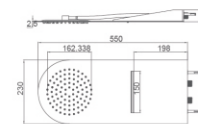


BSZ224

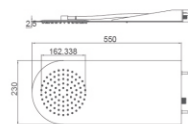


SRZ225

550X230X2
2.2" Stainless steel shower head



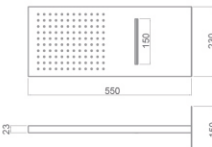
SRZ224



Can choose stainless steel 304 material

BSZ221

550X230X23
2.2" Brass shower head

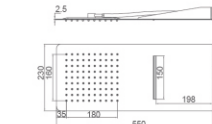


BSZ222

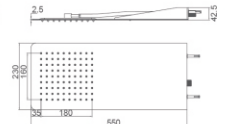


SSZ225

550X230X2
2.2" Stainless steel shower head




SSZ224



LUXURY STAINLESS STEEL SHOWER HEAD

Double curves

Top and bottom symmetry, two curves design, combine with S5304 mirror surface material, as you think, to bring incredible visual shock.



AVAILABLE NIPPLE



EU patent licence:002704734-0003
Material:Stainless steel
Maximum sway angle:19°
Available function:Air function



LUXURY STAINLESS STEEL SHOWER HEAD

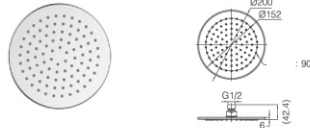


Available colour



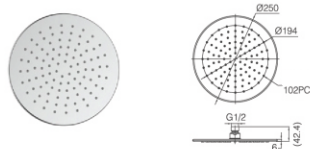
SRT082F

Ø200X6
8" Stainless steel shower head



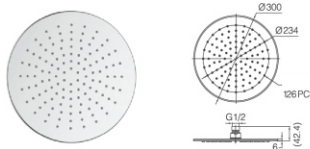
SRT102F

Ø250X6
10" Stainless steel shower head



SRT122F

Ø300X6
12" Stainless steel shower head



AVAILABLE NIPPLE

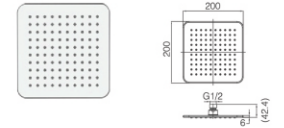


EU patent licence:002704734-0006
Material:Stainless steel
Maximum sway angle:19°
Available function:Air function



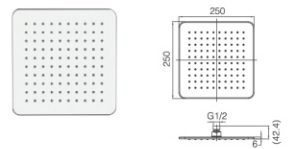
SST084F

200X200X6
8" Stainless steel shower head



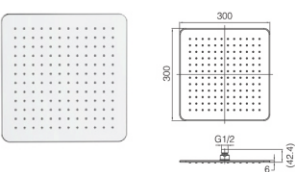
SST104F

250X250X6
10" Stainless steel shower head




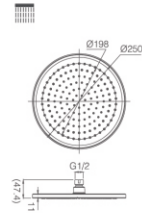
SST124F

300X300X6
12" Stainless steel shower head

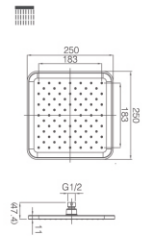




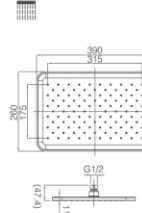
SRU101
 Ø250x11
 10" Stainless steel head
 Without screws on the back



SSU101
 250x250x11
 8" Stainless steel head
 Without screws on the back



SSU161
 390x260x11
 15" Stainless steel head
 Without screws on the back



COLOR CHOICE



Available colour

	Polish nickel		Brushed gold		Rose gold		Brushed sealing with oil		Brushed Rose gold
	Paint white		Gun metal		Ancient bronze		Brushed gun metal		Brushed PVD
	Titanium gold		Matt black		Brushed Brass		Zirconium gold		ORB

LUXURY BRASS SHOWER HEAD

CAN CHOOSE MATERIAL IN STAINLESS STEEL 304



SUS304

SRD087
Ø220X57.3
8"Stainless steel shower head

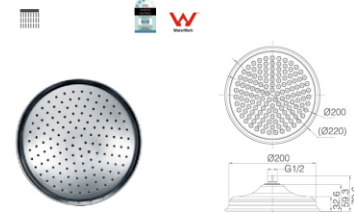
SUS304



Available colour

Polish nickle	Brushed gold	Rose gold
Brushed sealing with oil	Red ancient bronze	Paint white
Gun metal	Ancient bronze	Brushed gun metal
Brushed PVD	Titanium gold	Matt black
Brushed Brass	Zirconium gold	ORB ORB

BRC087
Ø220X59.3
8"Brass shower head



BRC088
Ø220X59.3
8"Brass shower head



BRC086
Ø220X59.3
8"Brass shower head



LUXURY BRASS SHOWER HEAD



Available colour

Polish nickle	Brushed gold	Rose gold
Brushed sealing with oil	Red ancient bronze	Paint white
Gun metal	Ancient bronze	Brushed gun metal
Brushed PVD	Titanium gold	Matt black
Brushed Brass	Zirconium gold	ORB ORB



BRC105 BRC106
A

BRC102
Ø262.6X58.7
10"Brass shower head



SHOWER SEAT AND SPOUT



SHOWER SEAT AND SPOUT





SINGLE FUNCTION CONCEAL MIXER

Suit for Hpw design single function mixers, Easy for installation.



BA107T BA116T BA118T



BA119T BA121T BA123T

Can change the color parts after installation



BA122T BA100T BA110T




SINGLE FUNCTION CONCEAL MIXER

Suitable for HPWY single function faucet conceal mixer, easy to install and disassemble. No need to remove restricts while disassemble. Perfect way for conceal installation.



BA124T BA126T



MULTI-FUNCTION CONCEAL MIXER

High flexibility. Suitable for all HPWY faucet conceal mixer.



BA209T BA299T BA309T BA229T BA329T



BA226T BA326T BA227T BA327T BA224T BA324T BA221T BA321T BA223T BA323T BA222T BA322T



the mix could be modified to meet different decoration requirements.



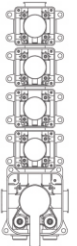
BAX301T



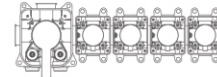
BAX401T



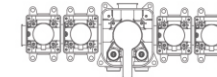
BAX503T



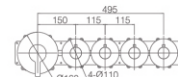
BAX403T



BAX404T



BAX402T



BAX405T



BAX406T

